

# Ni Hao, Kai-lan Dominoes





Players make a chain of dominoes by matching the images on the domino tiles.

Instructions:







- 1) Cut out the dominoes and place them face down on the table.
- 2) Each player picks seven dominoes (two players) or five dominoes (three players). The remainder is left as the reserve pile. Each player can keep their selected dominoes face up in front of them as they play, so players can help each other make matches.
- 3) To start the game, one of the players chooses a domino from the reserve pile and places it face up on the table. Remember to make the playing area big enough so that your domino chain can grow!
- 4) Taking turns, each player adds one of their dominoes to one end of the chain, placing matching images end to end or in an "L" shape. If a player doesn't have a matching domino, he or she picks a new domino from the reserve pile until a match is found.
- 5) The game ends when one player has used up all of his or her dominoes. If no players can make a match, the one who holds the fewest dominoes wins.



# Ni Hao, Kai-lan Dominoes



# Ni Hao, Kai-lan Dominoes



# Ni Hao, Kai-lan Dominoes

